

Introductory sub-table (D)(a)

Name of the Company: SANRHEA TECHNICAL TEXTILE LIMITED

Scrip Code, Name of the scrip, class of security: 514280, SANTEX

Quarter ended: 30/09/2014

Partly paid-up shares:-	No. of partly paid-up shares	As a % of total no. of partly paid-up shares	As a % of total no. of shares of the company
Held by promoter/promoter group		#DIV/0!	
Held by public		#DIV/0!	
Total	0	#DIV/0!	0

Outstanding convertible securities:-	No. of outstanding securities	As a % of total no. of outstanding convertible securities	As a % of total no. of shares of the company, assuming full conversion of the convertible securities
Held by promoter/promoter group		#DIV/0!	
Held by public		#DIV/0!	
Total	0	#DIV/0!	0

Warrants:-	No. of warrants	As a % of total no. of warrants	As a % of total no. of shares of the company, assuming full conversion of warrants
Held by promoter/promoter group		#DIV/0!	
Held by public		#DIV/0!	
Total	0	#DIV/0!	0

Total paid-up capital of the company, assuming full conversion of warrants and convertible securities **3000000**




Statement Showing Shareholding Pattern

Chicago ry code	Category of Shareholder	Number of Shareholders	Total number of shares	Table (X)		Total shareholding as a percentage of total number of shares		Number of shares otherwise encumbered	As a percentage
				Number of shares held in dematerialized form	(V)	As a percentage of (A+B+C) (VII)	(VIII) = (VIII)/(IV)*		
(I)	(II)	(III)	(IV)	(V)	(VI)	(VII)	(VIII)	(IX)	(X)
(A)	Shareholding of Promoter and Promoter								
1	Indian								
(a)	Individuals/ Hindu Undivided Family								
		9	1307100	1169400	43.57	43.57			0.00
(b)	Central Government/ State Government(s)				0.00	0.00			#DIV/0!
(c)	Bodies Corporate	2	220450	220450	7.35	7.35			0.00
(d)	Financial Institutions/ Banks				0.00	0.00			#DIV/0!
(e)	Any Others (Specify)				0.00	0.00			#DIV/0!
(e-i)					0.00	0.00			#DIV/0!
(e-ii)					0.00	0.00			#DIV/0!
	Sub Total(A)(I)	11	1527550	1389850	50.92	50.92	0		0.00
2	Foreign								
a	Individuals (Non-Residents Individuals/ Foreign Individuals)				0.00	0.00			#DIV/0!
b	Bodies Corporate				0.00	0.00			#DIV/0!
c	Institutions				0.00	0.00			#DIV/0!
d	Qualified Foreign Investor				0.00	0.00			#DIV/0!
e	Any Others (Specify)				0.00	0.00			#DIV/0!
e-i					0.00	0.00			#DIV/0!



(B)	Total Public Shareholding (B)- (B)(1)+(B)(2)	2818	1472450	143600	49.08	49.08		
	TOTAL (A)+(B)	2829	3000000	153350	100.00	100.00		
(C)	Shares held by Custodians and against which Depository Receipts have been issued							
1	Promoter and Promoter Group					0.00		#BIV/R#
2	Public					0.00		
	Sub-Total (C)	0	0	0		0		
	GRAND TOTAL (A)+(B)+(C)	2829	3000000	153350	100.00	100.00	0	0.00



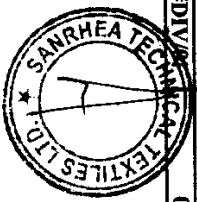
S. No.	Notes
1	NIL
2	
3	
4	
5	
6	
7	
8	
9	



(10b) Statement showing holding of securities (including shares, warrants, convertible securities) of persons belonging to the category "Promoter and Promoter Group"

Sr. No.	Name of the shareholder	Details of Shares held			Encumbered shares (*)			Details of warrants			Details of convertible securities		Total shares (including underlying shares assuming full conversion of warrants)
		Number of shares held	As a % of grand total (A)+(B)+(C)	No.	As a % of grand total (A)+(B)+(C) of sub-clause (1)(a)	Number of warrants held	As a % of total number of warrants of the same class	Number of convertible securities held	As a % of total number of convertible securities of the same class				
(i)	(ii)	(iii)	(iv)	(v)	(vi)/(vii)	(viii)	(ix)	(x)	(xi)	(xii)	(xiii)		
1	KAHINI M.PATEL	57600	1.92	0	0.00	0.00	#####	#####	#DIV/0!	#####	0		
2	LEKHABEN H.PATEL	7500	0.25	0	0.00	0.00	#####	#####	#DIV/0!	#####	0		
3	MAHENDRA A.PATEL HUF	93700	3.12	0	0.00	0.00	#####	#####	#DIV/0!	#####	0		
4	NIHITA M.PATEL	57600	1.92	0	0.00	0.00	#####	#####	#DIV/0!	#####	0		
5	NIHITA KHATAU	15000	0.50	0	0.00	0.00	#####	#####	#DIV/0!	#####	0		
6	TUSHAR PATEL	757200	25.24	0	0.00	0.00	#####	#####	#DIV/0!	#####	0		
7	TEJAL PATEL	267200	8.91	0	0.00	0.00	#####	#####	#DIV/0!	#####	0		
8	MAHENDTA CREDIT & INV	165750	5.53	0	0.00	0.00	#####	#####	#DIV/0!	#####	0		
9	AVANTIKA INVESTMENT P	54700	1.82	0	0.00	0.00	#####	#####	#DIV/0!	#####	0		
10	TUSHAR PATEL HUF	51300	1.71	0	0.00	0.00	#####	#####	#DIV/0!	#####	0		
11			0.00	0	0.00	0.00	#####	#####	#DIV/0!	#####	0		
TOTAL		1527550	50.92	0	0.00	0.00	0	#####	0	#####	0		

(*) The term "encumbrance" has the same meaning as assigned to it in regulation 28(3) of the SAST Regulations, 2011




(Part B) Statement showing holder of securities (including shares, warrants, convertible securities) of persons (together with PAC) belonging to the category "Pillar" and holding more than 5% of the total number of shares of the company

Sl. No.	Name(s) of the shareholder(s) and the Persons Acting in Concert (PAC) with them	Number of shares	Shares as a percentage of total number of shares i.e., Grand Total (A)+(B)+(C) indicated in Statement at para (1)(a) above}	Details of warrants			Details of convertible securities	Total shares (including underlying shares assuming full conversion of warrants and convertible securities) as a % of diluted share capital
				Number of warrants	As a % total number of warrants of the same class	Number of convertible securities held		
1	NIL		0.00		#DIV/0!		#DIV/0!	
2			0.00		#DIV/0!		#DIV/0!	
3			0.00		#DIV/0!		#DIV/0!	
4			0.00		#DIV/0!		#DIV/0!	
5			0.00		#DIV/0!		#DIV/0!	
6			0.00		#DIV/0!		#DIV/0!	
7			0.00		#DIV/0!		#DIV/0!	
8			0.00		#DIV/0!		#DIV/0!	
9			0.00		#DIV/0!		#DIV/0!	
10			0.00		#DIV/0!		#DIV/0!	
TOTAL		0	0.00	0	#DIV/0!	0	#DIV/0!	0



(Dd) Statement showing details of locked-in shares

Sr. No.	Name of the shareholder	Number of locked-in shares	Locked-in shares as a percentage of total number of shares (i.e., Grand Total (A)+(B)+(C) indicated in Statement at para (Dd) above)
1	NIL		0.00
2			0.00
3			0.00
4			0.00
5			0.00
6			0.00
7			0.00
8			0.00
9			0.00
TOTAL		0	0.00



(D)(a) Statement showing details of Depository Receipts (DRs)

Sr. No.	Type of outstanding DR (ADRs, GDRs, SDRs, etc.)	Number of outstanding DRs	Number of shares underlying outstanding DRs	Shares underlying outstanding DRs as a percentage of total number of shares i.e., Grand Total (A)+(B)+(C) indicated in Statement at para (D)(a) above!
1	NIL			0.00
2				0.00
3				0.00
4				0.00
5				0.00
6				0.00
7				0.00
8				0.00
9				0.00
TOTAL		0	0	0.00



(11)(b) Statement showing holding of Depository Receipts (DRs) where underlying shares held by "promoter/promoter group" are in excess of 1% of the total number of shares

Sr. No.	Name of the DR Holder	Type of outstanding DR (ADRs, GDRs, SDRs, etc.)	Number of shares underlying outstanding DRs	Shares underlying outstanding DRs as a percentage of total number of shares (i.e., Grand Total (A)+(B)+(C) indicated in Statement at para (1)(a) above)
1	NIL			0.00
2				0.00
3				0.00
4				0.00
5				0.00
6				0.00
7				0.00
8				0.00
9				0.00
TOTAL			0	0.00

